

SprayStar System Quick Reference Guide



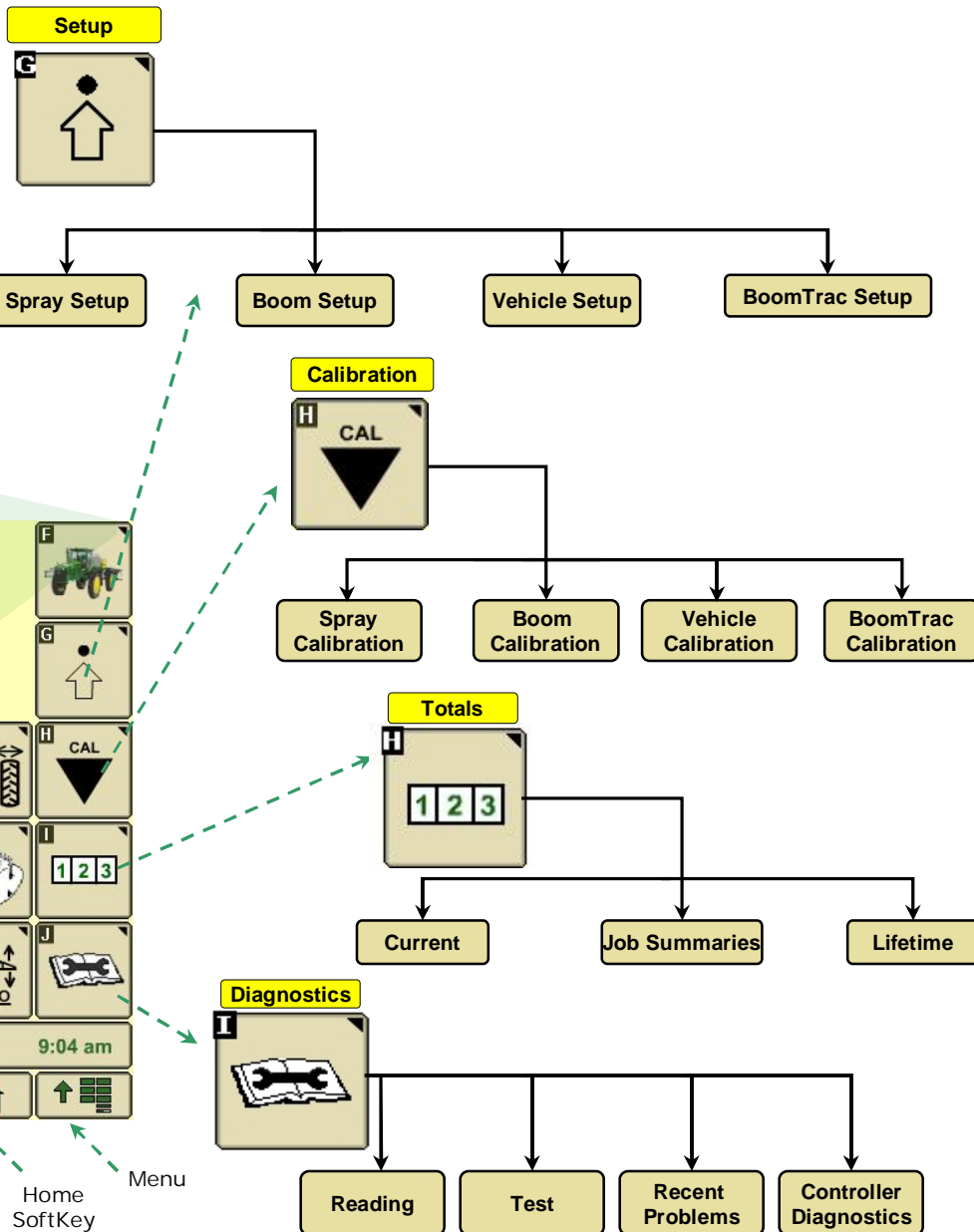
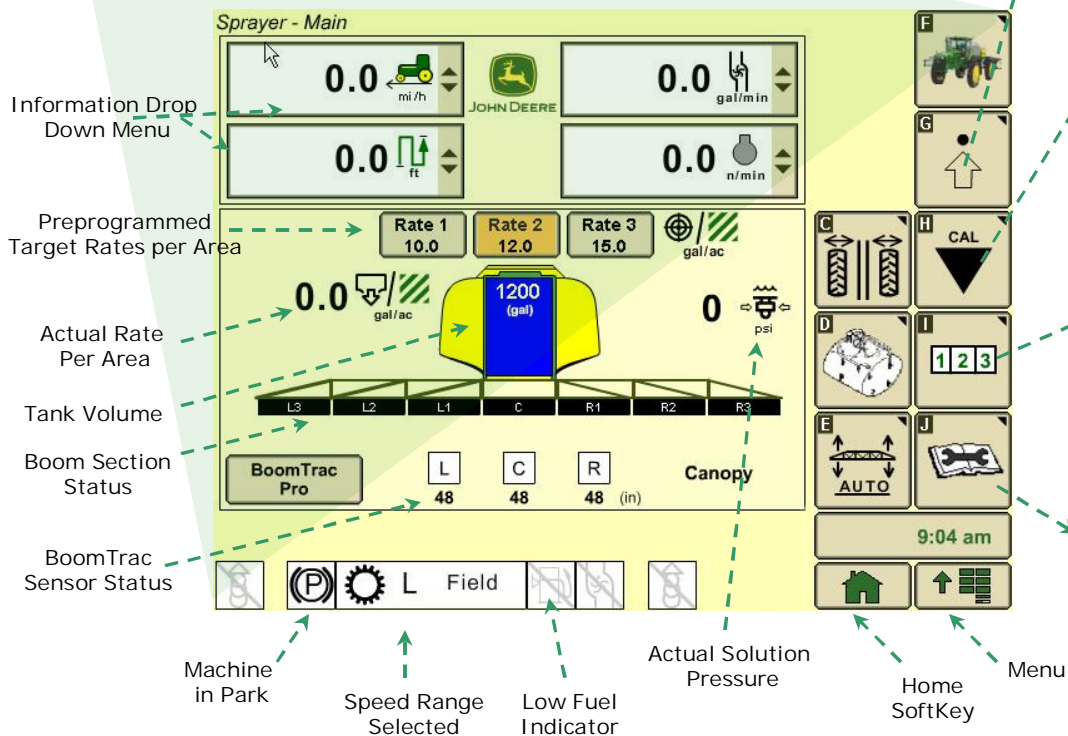
Select Menu Button to access all display applications



Select Sprayer Application Button to access the Sprayer Main Screen for your Sprayer Model



Sprayer Main Screen



SprayStar System Additional Screens

Sprayer Setup Detail



Sprayer - Setup

Spray Setup | Boom Setup | Vehicle Setup | BoomTrac Pro Setup

Rate 1 (gal/ac) Minimum Spray Pressure (psi)

Rate 2 (gal/ac) Spray Off Pressure (psi)

Rate 3 (gal/ac) Tank Volume (gal)

High Flow Rate ON/OFF Edutor Mode

Spray System MIN MAX Boom Pressure Relief

Boom Charge

Foam Marker

4930 Solution Command Rinse



Sprayer - Solution Command System

System Rinse | Settings

Select System Rinse Option

Rinse Cycle ON/OFF:

Cycle 0 of 1

Rinse Status

Complete

BoomTrac Pro



Sprayer - BoomTrac Pro

BoomTrac Mode

Height Setting

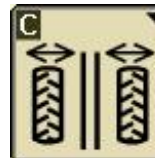
Left Target Height (in) Center Target Height (in) Right Target Height (in)

BoomTrac Response Canopy Sensitivity Ground Sensitivity

Center Frame Mode

Breakaway

4930 Sprayer Tread Adjust



Sprayer - Tread Adjust

Front Tread Width

Target (in) Actual 120

Target (in) Actual 60

Rear Tread Width

Target (in) Actual 120

Target (in) Actual 60