

# BALERS (US)

Zero Series Round Balers / Plus2™ Round Baler Accumulators /  
Small Square Balers / Large Square Balers



JOHN DEERE









# Contents

## **Zero Series Round Balers**

- Overview .....4-5
- Pickups & Hydraulic Drop-floor ..... 6-7
- Belts & Drive System ..... 8-9
- BaleTrak™ Pro.....10
- Net Wrap .....11
- M Models.....12-13
- R Models.....14-17
- Specifications ..... 18-19

## **Plus2™ Accumulators**

- Overview.....20-21
- Features ..... 22-24
- Specifications.....25

## **Large Square Balers**

- Overview ..... 26-27
- Features .....28-30
- Bale Mobile App..... 31
- Knotter System..... 32
- Specifications .....33

## **Small Square Baler**

- Overview ..... 34-35
- Features ..... 36
- Specifications.....37

## **Attachments and Accessories ..... 38-39**



# Meet the John Deere Zero Series Round Balers

It's hard to pick which feature of the new Zero Series Round Balers to mention first. Maybe it's the new MegaWide™ HC<sup>2</sup> high-capacity feed system (available on M and R models). This new feed system has the ability to precut the crop as it enters the baler while delivering up to an 80% increase in tonnage per hour (compared to some competitive models). And precut bales cut mixing times by as much as 58%, potentially eliminating the need for tub grinders, all while providing nutrient-rich feed that won't go to waste.

Also worth noting - improvements to aid in serviceability and add to your uptime. Centralised grease banks on select models allow you to do all the daily greasing from the ground, while the MegaWide HC<sup>2</sup> feed system features the cut out clutch design for the optimal driveline protection. And the new hydraulic drop floor allows you to drive with confidence in difficult conditions. If the baler plugs, lowering the drop floor clears the plugs, getting you back up and running.

Regardless of what feature matters most, you now have zero reasons to use any other baler.









## MegaWide™: Dry and Silage

The perfect pickup for both dry hay and silage. Our MegaWide system gets its name from the wide pickup design. With a working width of 1.8 m- to 2.2 m (71- to 87-in.), the MegaWide is designed to gather more leaves and handle higher-volume windrows with ease. It's also perfect for pulling in crop in windblown and scattered crop conditions. More hay volume, more bales per hour.

An important component of the MegaWide pickup is the rugged MegaTough™ teeth. Measuring in at nearly double the size of standard teeth and located at both ends of the pickup, Mega teeth are larger and stronger than conventional teeth and can lift the heaviest of windrows with ease.

Another feature of the MegaWide worth noting - the rotor feeding assembly. Mounted behind the pickup and fixed to the baler frame, this design allows for smooth and even crop flow into the bale chamber. The large-diameter converging augers allow for high crop flow capacity, and auger scrolls help force crop into the bale chamber.

**Enjoy the experience of easier baling and increased productivity.**



**Field to Feed Solution:** The new feeding system in the MegaWide HC<sup>2</sup> provides positive crop engagement so more leaves make it into the bale. More leaves equal more nutrition ... and more nutrition makes for a healthier herd.

MODEL	450M	460M, 460R	560M, 560R
<b>PICKUP</b>			
Regular	Yes	N/A	N/A
MegaWide™ Plus	Yes	Yes	Yes
MegaWide HC <sup>2</sup>	Yes	Yes	Yes





## MegaWide HC<sup>2</sup>: High Capacity + Cutting

There's no question. The most notable feature of the new Zero Series Round Balers has to be the MegaWide HC<sup>2</sup> feed system, producing 1.2 m (4 ft.) and 1.5 m (5 ft.) precut bales - an industry first. Deriving its name from the high-capacity and cutting capabilities (HC<sup>2</sup>), this machine delivers incredible numbers that really add up.

- Tonnage per hour increases by up to 80%  
*(compared to competitive pre-cutter models)*
- Mixing times cut by as much as 58% with precut bales

Balers equipped with the MegaWide HC<sup>2</sup> also have the possibility of eliminating the need to grind your hay. If you tub grind dry hay, you know that even the slightest breeze can blow away much-needed nutritional value. When you bale and precut with the MegaWide HC<sup>2</sup>, you're putting what's in the windrow into the bale. Smaller, more nutritious pieces makes for a happier herd and less waste. Eliminating the need for a tub grinder also helps eliminate the additional cost of owning or contracting tub grinding service. And with precut hay, you'll have the added flexibility and convenience to make rations since the crop is already precut.

You will appreciate the wider pickup on our 1.2 m (4 ft.) balers equipped with the MegaWide HC<sup>2</sup> feed system. The 2.2 m (7.2 ft.) wide pickup is 20% wider than previous models for improved crop pickup in extreme conditions.



## Hydraulic Drop Floor: Pull the plug on downtime

Balers equipped with the MegaWide HC<sup>2</sup> feed system will also get the benefit of our hydraulic drop floor system. This innovative design allows you to clear plugs from the comfort of the cab in a matter of seconds, instead of the 15-30 minutes it used to take. Now you can push your machine to its limit and run as fast as the crop and conditions dictate.

In addition to the self-clearing drop floor, all machines equipped with the MegaWide HC<sup>2</sup> also feature the cut out clutch. Previously only available on premium balers prior to the Zero Series, the cut out clutch works by automatically disengaging in the event of a plug and spinning freely until the tractor idles down. Compared to a friction clutch, the cut out clutch spins freely until the PTO is shut off and re-engaged. This generates less heat and reduces maintenance issues typically experienced with friction clutches.



## DiamondTough™ Belts: Only the strong provide

The John Deere DiamondTough™ triple-weave belts provide the strongest reliability in the business – a feature you'll appreciate when you consider the costly downtime that comes from torn belts.

So what makes our belts special? They're designed using a patented triple-weave process of nylon and polyester to give you the strength and durability you need for handling heavy loads consistently. They're also puncture and tear resistant for greater belt life – rocks or other foreign objects are brushed aside with ease. And sturdy, high-tensile-plate splices bind the belts for a powerfully stable connection you can rely on season after season.

Your crop is in excellent hands. The DiamondTough™ belts surround the width of the bale to reduce crop loss and maintain crop quality. Check out the diamond-tread pattern ... it allows the belts to handle crop gently to make sure your bales stay packed with nutrients. And our staggered belt roll redeposits loose material from under or behind the belts back towards the pickup, and into the bale chamber. More importantly, DiamondTough™ belts are self-cleaning – the only belts in the industry that are – to reduce carryover and prevent crop buildup, so you get the same quality crop handling on every bale.








## Drive System: Smooth, worry-free operation

What's more, the Zero Series offer fewer drive chains than competitive round balers – fewer chains mean fewer adjustments and less wear components to worry about – helping to increase overall efficiency and reliability.

And our heavy-duty drivelines are built with an 80-degree constant-velocity joint, allowing tight, effortless turns and carefree travel over rough terrain.

About those busy workdays ... feel free to work as long as necessary. The service interval on the Zero Series Round Balers is 30 hours. Compared to some of our previous balers, that's more than 20 additional hours of baling without stopping to do maintenance.

60 or 80-grade chains take our already durable drive chains and make them inarguably stronger.





## BaleTrak™ Pro Monitor-Controller: Touch ... and go

There's nothing to using the BaleTrak Pro monitor. It's as simple as keying in a function ... and you're on to the next bale. With the large, clear display, the monitor is easy to read. But the real value is in the accuracy: a 24-bar bale shape indicator offers true look-ahead baling to help you make perfectly sized and shaped bales each time.

- 1** Precutter knives. Engage and disengage precutter knives with the touch of a button.
- 2** Total baling control. From the time baling begins to the moment the bale is released, you're always in control. Indicators alert you when size is reached ... when wrapping or tying begins and ends ... and when the bale is ejected.
- 3** True "look-ahead" baling. Bale shape bars on the monitor show you how the bale is forming in the chamber. The digital bar graph responds instantly to any change in side-to-side bale diameter.
- 4** On-site assistance. Warning indicators alert you if the gate is left open or if there's a problem in the wrapping process.
- 5** Raise and lower the drop-floor with a touch of a button.





## Cover-Edge™ Net Wrap: The best form of protection

Time is money, so why waste time with inefficient bale wrap? CoverEdge net wrap provides the best bale protection you can get. It preserves hay quality and gives your bale a beautiful, round surface ... as well as reducing crop loss during transport. And did we mention your bales are wrapped in as little as six seconds? But the best part is the loading process – you won't find a faster, simpler system around.

Our new band brake system improves durability and provides a cleaner cut net. Available on all Zero Series Round Balers, this new system lasts the life of your baler with the first torque adjustment not needed until the 10,000th bale. Better tension on the steel roll and less sensitivity to dust mean better performance so you keep baling even in tough conditions.

Or perhaps you just prefer to use twine. If that's the case, the electric AutoTie wrapping system provides easier-made bales that are tied right. No matter what choice, double-twine arms lend exceptional speed for the job.



After opening the back cover, set the roll onto the cradle. It's easier to access since it's on the back of the baler.

- 1** Plus, there's extra room to carry a spare roll.
- 2** Once the roll is in the cradle, unroll a short length of material, close the cradle and thread between the rollers.
- 3** Pull down the door. It's that easy!

**Field to Feed Solution:** Properly storing round bales is vital to any operation. Improper storage can lead to a host of issues. Obviously, the best place to store bales is inside a shed, but if that's not an option, try storing bales close to the feeding site. Use pallets, gravel, or some other moisture barrier to minimise spoilage from ground contact. Place bales on well-drained soil with a gentle slope whenever possible. Align rows north and south, with at least 0.9 m (3 ft.) between each row for quicker drying after exposure to rain. Do not have bales pushed up tight against each other as this creates pockets where moisture can get trapped. And keep bales away from slow drying areas, such as below tree lines.

## 450M, 460M and 560M: Dry, Precut and Silage Round Balers

Meet the most versatile of the Zero Series Round Balers. Whether you're working with dry hay, silage or you want precut crop, there's an M model round baler to fit your needs. Models equipped with our new MegaWide™ HC<sup>2</sup> feed system potentially eliminate the need for tub grinders while delivering precut crop with higher nutritional value that's easier for animals to eat.

And our Silage and MegaWide HC<sup>2</sup> models come equipped with heavy-duty components ready to handle the wettest of crop.



## Packs a lot of weight

Go ahead. Keep eating up those long, heavy silage windrows. John Deere Silage models can really pack it in. How much? How about up to 1,134 kg of high moisture hay bales – and packed with the high forage quality your livestock deserve.



The BaleTrak™ Pro monitor-controller gives you customised control of both the standard features and the specialised functions. BaleTrak™ Pro lets you engage the cutter knives or open the drop-floor to remove plugs, as well as enjoy other traditional monitor features.





## Ready for anything

When you work in silage, you need a silage-quality baler to handle wet, heavy crop ... a baler that won't buckle from the heavier load. That's where the Zero Series Silage models\* come in. They're ready to shoulder the load, thanks in part to these key features:

1. Powered cross-auger helps keep wet and dry hay from travelling up the belts and reduces crop buildup. And we kept the larger bearings, shafts, and flanges for greater reliability.
2. Starter-roll scraper knife is mounted directly in front of the starter roll to help prevent wrapping in moist, thick hay.
3. Auxiliary take-up roll is standard on the silage models to prevent belt crossover or flipping in damp conditions.

**Field to Feed Solution:** Silage is a crucial aspect of some customers' operations. When desired, high moisture is a must for growers. But unwanted, higher moisture levels can be risky. Some easy-to-remember figures to keep in mind: silage should have between 50-60% moisture; dry hay between 10-20%.

\*Silage option only available on M models. Silage components also included on balers equipped with the MegaWide HC<sup>2</sup> feed system.



## 460R and 560R: The total package

Smart, stylish and built to last. The 460R and 560R Round Balers offer the total package for your baling operation. Enhancements like the ISOBUS control monitor, cut out clutch drivelines, intelligent tractor-baler automation and heavier duty components add brains and brawn, and don't think for a second the redesigned exterior is just for show.

The stamped steel door offers easy access to the factory – installed grease banks, so maintenance can be done from the ground in a matter of minutes. Plus, an exclusive two-year or 12,000-bale warranty\* further protects your investment. So don't hesitate to run tens of thousands of bales through these bad boys ... that's what they're made for.



\*Two-year or 12,000-bale warranty, whichever comes first, covers non-wear parts on 460R and 560R Round Balers. See full product warranty or contact your dealer for details.

### **Field to Feed Solution:** There are five keys to making a densely packed bale:


1. The tractor must be set up correctly, with both front and rear tyres wider than the width of the bale chamber.
2. The baler must be set up correctly – your John Deere dealer will help with this.
3. Have uniform windrows that are either half the width or the full width of the bale chamber.
4. Your bale monitor should be properly adjusted, showing you how the bale is forming.
5. Ultimately, you – the driver – are responsible for proper driving techniques.





### Tractor Baler Automation

Convenience doesn't end at the monitor. Now Tractor Baler Automation (TBA) technology takes ease and efficiency to the next level. With Tractor Baler Automation, you get two levels of added speed and production. In level one, the baler gate automatically opens and closes when it's time to release a bale. Level two (IVT™ transmission required) not only works the gate operator-free, but the baler tells the tractor when to stop ... on its own (operator must engage brake or put the tractor in neutral). The results: easier operation and reduced operator fatigue. Bale simpler. Bale faster. Everything should be this easy.



### Raising the bar

Our top-of-the-line machines demand top-of-the-line monitors, and that's where we've raised the bar. With the ISOBUS system, rest assured you're using the latest technology in baling. Using your tractor's GS1800, GS2600, GS2630, or select CommandCenter™ displays, the 460R and 560R models are integrated directly to your tractor. No need for a separate monitor. You get all the great features of the BaleTrak™ Pro monitor, and more. Maximum bale size button; user-friendly interface navigation; and intuitive error code system. Best of all, operators of any skill level can work the functions.

Speaking of raising the bar, we've added a third bale shape bar on the 460R and 560R monitors to help improve your driving practices for easier bale-making. The third bale sensor can be easily turned off if you prefer not to use it.

**Max. bale size button.**

Almost done clearing your paddock? Have only a small window to finish? Try this new feature. When your bale setting is less than maximum bale size, this button allows you to quickly and easily bump up to maximise size – with a single touch.

**Interface navigation.**

Cruising through pages and making calibrations are easier thanks to a user-friendly navigation system. Learning how to work the monitor takes only minutes.

**Intuitive error code system**

Frustrated by confusing error codes? With this new system, errors are completely written out. No longer do you have to skip through a list of codes.



## Bottom-Line Balers

One of the best ways to improve your bottom line is to get more out of your baler, and that's why we put more into the 460R and 560R models than any baler on the market. That's more performance, more reliability and more return on your investment.

Whether you bale heavy, aggressive crop, or you work non-stop from dawn to dusk, the 460R and 560R models produce thousands of bales without ever breaking a sweat. Isn't that what you need? Because the R models were built just for you ... the custom haymaker, the commercial operator, the large-hectare farmer who demand the ultimate baler.

Thankfully, the R models offer everything you need to grow your bottom line. With a convenient ISOBUS monitor system, heavy-duty chains, and factory-installed grease banks, these smarter, stronger, longer-lasting machines are all-ability ... all the time. And that's the bottom line.

- 1** Stamped steel doors – Providing more clearance than previous baler models, the stamped steel doors also offer better serviceability access to factory-installed grease banks and other baler components.
- 2** Pickup – To deal with the stress and high-hour, high-output use typical of commercial operations, R model balers are equipped with an upgraded MegaWide™ Plus pickup. Bigger cams, bigger bearings and bigger reel spiders toughen the pickup to give you added durability, increasing the life of the pickup.

- 3** Factory-installed grease banks – Both R model balers feature factory-installed grease banks that let you grease the machine faster and easier. 8 grease zerks – 4 on either side of the baler – allow you to grease and go, so you can hit the paddock sooner.
- 4** Cut out clutch – Relax. The PTO drivelines in R model balers are cut-out clutch protected. This means the driveline runs cooler when slipped and is maintenance-free, so you can concentrate on what's important: non-stop baling. Want to offload another concern? Sensors are also included to notify you if the driveline disengages.
- 5** Chains – A 60H starter roll chain and heavy-duty 80H drive roll chain on the R models offer toughness and durability for the drive chain that's above and beyond what's offered on other Zero Series models. Heavier sidebars connecting the chains make them perfectly suited for handling the demands of commercial baling.

In addition to these features, the R model balers boast stronger #9 and #11 components. These two rolls receive the most load of any rolls on the baler, so we increased the size of the hex shaft and bearings for added strength and reliability.

R model warranty\* – The 460R and 560R models offer an unmatched two-year or 12,000-bale warranty, giving you the best coverage available.

\*Two-year or 12,000-bale warranty, whichever occurs first, covers non-wear parts on 460R and 560R Round Balers. See full product warranty or contact your dealer for details.







MODEL	450M	460M	460R	560M	560R
<b>BALE SIZE</b>					
Diameter	889 to 1,524 mm (35 to 60 in.)	813 to 1,829 mm (32 to 72 in.)	813 to 1,829 mm (32 to 72 in.)	813 to 1,829 mm (32 to 72 in.)	813 to 1,829 mm (32 to 72 in.)
Width	1,171 mm (46 in.)	1,171 mm (46 in.)	1,171 mm (46 in.)	1,565 mm (62 in.)	1,565 mm (62 in.)
Weight	499 kg (1,100 lb.)	748 kg (1,650 lb.)	748 kg (1,650 lb.)	998 kg (2,200 lb.)	998 kg (2,200 lb.)
Weight (maximum silage bale)	794 kg (1,750 lb.)	998 kg (2,200 lb.)	998 kg (2,200 lb.)	1,089 kg (2,500 lb.)	1,089 kg (2,500 lb.)
<b>BALER</b>					
Width with 14Lx16.1 tyres	2,438 mm (96 in.)	2,438 mm (96 in.)	2,438 mm (96 in.)	2,845 mm (112 in.)	2,845 mm (112 in.)
Width with 21.5Lx16.1 tyres	2,946 mm (116 in.)	2,946 mm (116 in.)	2,946 mm (116 in.)	3,353 mm (132 in.)	3,353 mm (132 in.)
Length (gate closed)	3,612 mm (142 in.)	3,708 mm (146 in.)	3,708 mm (146 in.)	3,708 mm (146 in.)	3,708 mm (146 in.)
Length (gate open)	4,542 mm (179 in.)	4,750 mm (187 in.)	4,750 mm (187 in.)	4,750 mm (187 in.)	4,750 mm (187 in.)
Height (gate closed)	2,597 mm (102 in.)	2,794 mm (110 in.)	3,100 mm (122 in.)	3,100 mm (122 in.)	3,100 mm (122 in.)
Height (gate open)	3,251 mm (128 in.)	3,683 mm (145 in.)	3,683 mm (145 in.)	3,683 mm (145 in.)	3,683 mm (145 in.)
Shipping weight	Dry - 1,733 kg (3,820 lb.) Silage - 2,708 kg (5,972 lb.) Precutter - 3,691 kg (8,138 lb.)	Dry - 1,889 kg (4,165 lb.) Silage - 2,979 kg (6,568 lb.) Precutter - 3,930 kg (8,665 lb.)	Dry - 2,950 kg (6,500 lb.) Silage - N/A Precutter - 2,968 kg (6,544 lb.)	Dry - 3,220 kg (7,100 lb.) Silage - 3,389 kg (7,472 lb.) Precutter - 4,239 kg (9,346 lb.)	Dry - 3,950 kg (8,700 lb.) Silage - N/A Precutter - 4,239 kg (9,346 lb.)
<b>REGULAR PICKUP</b>					
Width (inside)	1,166 mm (46 in.)	N/A	N/A	1,560 mm (62 in.)	1,560 mm (62 in.)
Width (outside)	1,410 mm (56 in.)	N/A	N/A	1,803 mm (71 in.)	1,803 mm (71 in.)
Tooth spacing	66 mm (2.6 in.)	N/A	N/A	66 mm (2.6 in.)	66 mm (2.6 in.)
Toothbars	4	N/A	N/A	4	4
Number of teeth	72	N/A	N/A	96	96
Stripper diameter	254 mm (10 in.)	N/A	N/A	254 mm (10 in.)	254 mm (10 in.)
<b>MEGAWIDE™ PLUS</b>					
Width (inside)	1,586 mm (62 in.)	1,586 mm (62 in.)	1,586 mm (62 in.)	1,982 mm (78 in.)	1,982 mm (78 in.)
Width (outside)	1,803 mm (71 in.)	1,803 mm (71 in.)	1,803 mm (71 in.)	2,210 mm (87 in.)	2,210 mm (87 in.)
Number of teeth	96 with 16 MegaTooth™	96 with 16 MegaTooth™	96 with 16 MegaTooth™	120 with 8 MegaTooth	120 with 8 MegaTooth
<b>MEGAWIDE™ HC<sup>2</sup></b>					
Width (inside)	1,982 mm (78 in.)	1,982 mm (78 in.)	1,982 mm (78 in.)	1,982 mm (78 in.)	1,982 mm (78 in.)
Width (outside)	2,210 mm (87 in.)	2,210 mm (87 in.)	2,210 mm (87 in.)	2,210 mm (87 in.)	2,210 mm (87 in.)
Number of teeth	120 with 8 MegaTooth	120 with 8 MegaTooth	120 with 8 MegaTooth	120 with 8 MegaTooth	120 with 8 MegaTooth
Stripper diameter	254 mm (10 in.)	254 mm (10 in.)	254 mm (10 in.)	254 mm (10 in.)	254 mm (10 in.)
Number of knives	14	14	14	20	20
<b>FORMING BELTS</b>					
Belt width - 178 mm (7 in.): Type - DiamondTough™ triple weave single ply, Splice - Mato plate-type					
Number of belts	6	6	6	8	8
Twine Wrap				Electric	
				Optional	
<b>COVEREDGE™ NET WRAP</b>					
<b>BALE FORMING INDICATORS</b>					
Bale shape	Dry and Silage models - BaleTrak™ Pro; Precutter models - BaleTrak™ Plus				
Near full	Audible, adjustable				
Oversized bale indicator	Audible and Mechanical				
<b>POWER REQUIREMENTS</b>					
Minimum tractor PTO*	42 kW (55 hp)	48 kW (65 hp)	48 kW (65 hp)	56 kW (75 hp)	56 kW (75 hp)
PTO speed (RPM)	540	540/1000	540/1000	540/1000	540/1000
Driveline protection	Friction clutch (MegaWide Plus), Cutout clutch MegaWide HC <sup>2</sup>				





## ZERO SERIES ROUND BALERS | SPECIFICATIONS



MODEL	450M SILAGE	460M SILAGE	560M SILAGE
<b>BALE SIZE</b>			
Diameter	889 to 1,524 mm (35 to 60 in.)	813 to 1,829 mm (32 to 72 in.)	813 to 1,829 mm (32 to 72 in.)
Width	1,168 mm (46 in.)	1,168 mm (46 in.)	1,565 mm (62 in.)
Weight	499 kg (1,100 lb.)	748 kg (1,650 lb.)	998 kg (2,200 lb.)
Weight (maximum silage bale)	794 kg (1,750 lb.)	998 kg (2,200 lb.)	1,089 kg (2,500 lb.)
<b>BALER</b>			
Width with 14Lx16.1 tyres	2,438 mm (96 in.)	2,438 mm (96 in.)	2,845 mm (112 in.)
Width with 21.5Lx16.1 tyres	2,946 mm (116 in.)	2,946 mm (116 in.)	3,327 mm (131 in.)
Length (gate closed)	3,607 mm (142 in.)	3,708 mm (146 in.)	3,708 mm (146 in.)
Length (gate open)	4,547 mm (179 in.)	4,750 mm (187 in.)	4,521 mm (178 in.)
Height (gate closed)	2,591 mm (102 in.)	2,794 mm (110 in.)	2,794 mm (110 in.)
Height (gate open)	3,251 mm (128 in.)	3,683 mm (145 in.)	3,683 mm (145 in.)
Shipping weight	1,901 kg (4,190 lb.)	2,057 kg (4,535 lb.)	2,320 kg (5,115 lb.)
<b>MEGAWIDE PLUS</b>			
Width (inside)	1,586 mm (62 in.)	1,586 mm (62 in.)	1,982 mm (78 in.)
Width (outside)	1,803 mm (71 in.)	1,803 mm (71 in.)	2,210 mm (87 in.)
Number of teeth	96 with 16 MegaTooth	96 with 16 MegaTooth	120 with 8 MegaTooth
Stripper diameter	254 mm (10 in.)	254 mm (10 in.)	254 mm (10 in.)
<b>FORMING BELTS</b>			
Number of belts	6	6	8
Belt width	178 mm (7 in.)	178 mm (7 in.)	178 mm (7 in.)
Type	DiamondTough triple weave single ply		
Splice	Mato plate-type		
<b>TWINE WRAP</b>	Electric		
<b>COVEREDGE NET WRAP</b>	Optional		
<b>BALE FORMING INDICATORS</b>			
Bale shape	BaleTrak Pro		
Near full	Audible, adjustable		
Oversized bale indicator	Yes		
<b>POWER REQUIREMENTS</b>			
Minimum tractor PTO*	42 kW (55 hp)	48 kW (65 hp)	56 kW (75 hp)
PTO speed (RPM)	540/1000	540/1000	540/1000
Driveline protection	Slip clutch		

Note: These specifications also apply to Zero Series Round Balers equipped with the MegaWide HC<sup>2</sup> feed system.  
\*Power requirements may vary depending on crop types and conditions.

**Field to Feed Solution:** Have you heard the terms: silage, haylage and balage? Are there any differences? Well, all are ensiled, high-moisture forages that can be fed to livestock. But, typically, silage refers to ensiled crop that's stored in a silo structure. While haylage - not to be confused with corn silage - refers specifically to ensiled grass or hay crops. And balage simply refers to a package of ensiled crop that's baled. In any case, corn, grass, or alfalfa can be baled for balage and used as viable livestock feed.



# Plus2™ Round Bale Accumulators







## Introducing the Plus2™ Round Bale Accumulators A420R and A520R

Ready to revolutionise the way you bale?

Simply put, there's **nothing like it**. Our Plus2™ Accumulator is an industry-first, delivering full integration, superior manoeuvrability and cost savings unlike anything else.

Imagine collecting your bales in half the time!

Picture your paddock in top shape and your yield protected, after collection. And what's more, the Plus2 retrofits back to the 7, 8 and 9 Series Round Balers for maximum compatibility.

\*See tractor operator manual for proper ballasting.

## More bales. More benefits.

Designed exclusively for John Deere 7, 8, 9 and Zero Series Round Balers, the Plus2 Accumulators are the industry's first fully integrated round bale accumulators.\*

## Time, cost and crop savings

From flat plains to rolling hills, the Plus2 Accumulators give you the ability to group bales where and when you want. Strategically place up to three bales either in lines or small groups in a flat area of your paddock, **cutting your pickup time by as much as 50%**. That reduction in pickup time translates to reduced logistics costs. And when you control the placement, you control paddock impact. Aligning bales for quick collection means less wheel traffic, which helps **reduce paddock compaction and protects regrowth** from multiple passes. So in addition to saving time and money, you're saving your crop yield for your next cutting.



*Our A420R Accumulator has the capacity to hold two 1.2 x 1.8 m (4 x 6 ft.) bales while making a third.*

## Compatibility

Designed and manufactured by John Deere, both the A420R and A520R are engineered to fit on all 1.8 m (6 ft.) John Deere 7, 8, 9 and Zero Series Round Balers, including models equipped with a MegaWide™ HC<sup>2</sup>.

\*Round baler must have MegaWide™ pickup and 21.5Lx16.1 high-flotation tyres and spindles.  
<sup>2</sup>Downhill operating range is seven degrees.




## A520R: Operation and Manoeuvrability

Not only are collection efforts simplified, but we've got you covered with operation and manoeuvrability as well. All controls are integrated through the tractor and baler, leaving no need for a separate control box or monitor. Just open and close the gate – the accumulator does the rest. And the manoeuvrability is unmatched.

Gone are the days of jackknifing on a hill in order to save your bales from rolling away.<sup>^</sup> The accumulators gently release bales on the go without leaving the windrow and with zero ground speed, making placement a breeze. Separate hydraulics for the cart tilt allow you to drop the bales at any time during baling for that perfect line of bales in your paddock. And unlike competitive models that are long and bulky, the Plus2 Accumulators install close to the baler maximising manoeuvrability so backing into your shop or turning in the paddock is the same as without an accumulator. When it comes time to transport, the wings manually extend and retract, so transport width is no wider than the baler, making travel on roadways and through narrow gates easier.





**1 Bale transfer arm** - Catches bales as they're released and transfers them to the center of the cart for sliding.



**2 Bale damper arm/access** - Absorbs energy of the bale as it's released from the baler. Arm opens for easy net loading and servicing.



**3 Alternating bale slider** - Located on the cart, this hydraulically-driven mechanism slides the bales as they come out of the baler alternating direction each time the gate is opened.

**4 Cart dump speed adjustment** - Manually adjust the cart tilt hydraulic flow to get the bale drop speed to match the baler ground speed for optimum performance.

**5 Cart dump lock** - Safely block the hydraulic oil flow to the dump cylinder to prevent the cart from tilting.





4



5

MODEL	A420R	A520R
Model identification	1.2 m (4 ft.)	1.5 m (5 ft.)
Baler compatibility	467, 468, 468SS, 469, 469P, 469SS, 460M & 460R models MegaWide™ or MegaWide HC² pickup, 21.5Lx16.1 Tyres, Push Bar A-Arms required	
Minimum tractor requirement*	55 kW (75 hp)	63 kW (85 hp)
Bale diameter	584 mm (23 in.) to 1,829 mm (72 in.) bales	584 mm (23 in.) to 1,829 mm (72 in.) bales
Bale weight	1,134 kg (2,500 lb. max.)	1,134 kg (2,500 lb. max.)
Spacing between bales (3 bale drop)	228 mm (9 in.)	228 mm (9 in.)
<b>DIMENSIONS</b>		
Length (accumulator+baler from hitch)	5,500 mm (216.5 in.)	5,500 mm (216.5 in.)
Height (accumulator)	1,250 mm (49.2 in.)	1,250 mm (49.2 in.)
Width (working)	4.2 m (13.7 ft.)	5.4 m (17.7 ft.)
Width (transport*)	2.9 m (9.6 ft.)	3.4 m (10.9 ft.)
<b>WEIGHT CAPACITIES</b>		
Cart weight capacity	2,722 kg (1,134 kg max. on wing) / 6,000 lb. (2,722 lb. max. on wing)	2,722 kg (1,134 kg max. on wing) / 6,000 lb. (2,722 lb. max. on wing)
Shipping weight	1,025 kg (2,260 lb.)	1,170 kg (2,579 lb.)
<b>ELECTRICAL SYSTEM</b>		
Electrical system voltage	12 volt (3 pin convenience outlet required)	
<b>HYDRAULIC SYSTEM</b>		
Hydraulic flow (minimum)	22.7-24.6 L/min	22.7-24.6 L/min
Hydraulic pressure (maximum)	2,750 psi	2,750 psi
Operational hydraulic temperature range	0-100°C	0-100°C
Control valves	2 double-sided selective control valves. 3 if baler is equipped with hydraulic pickup lift.	
<b>WHEEL AND TYRES</b>		
Tyres	12 ply; 26x12x12; low profile agriculture tyre	
Tyre pressure (operational)	30 psi (accumulator tyres only)	
<b>HILL OPERATION (MAXIMUM AT MAX. BALE WEIGHT AND/OR DIAMETER)†</b>		
Sliding/transporting bales on cart	30% slope (17°)	30% slope (17°)
<b>TRANSFERRING BALES TO THE CART</b>		
Sideslope	30% slope (17°)	30% slope (17°)
Nose uphill	30% slope (17°)	30% slope (17°)
Nose downhill	12.3% slope (7°)	12.3% slope (7°)

\*Maintain proper ballast for fully loaded implement weights. †Do not attempt road transport of machine with any number of bales on the accumulator.

†The hillside operation slope percentages can be slightly increased if the bale weight and/or diameter is decreased.

# One Series Large Square Balers L331 and L341

When it comes to hay, timing is everything. You need a baler that you can depend on to get the job done right the first time.

Introducing the One Series Large Square Balers from John Deere.

Engineered and built by John Deere in North America, the One Series Balers produce 0.9 x 0.9 m (3 x 3 ft.) or 0.9 x 1.2 m (3 x 4 ft.) bales. Plus, they feature the widest pickup, the most accurate moisture sensor and the convenience and reliability of BalerAssist™.

Get more out of every paddock and every day.









## MegaWide™ Feed System

Pick up what the others leave behind

Tooth to tooth, the 2.5 m (8.1 ft.) Premium MegaWide pickup is the widest in the industry, making it easier to produce better-shaped bales and improve crop pickup in wide, windblown, or scattered windrows.

Available in two widths – 2.2 m (7.2 ft.) on the L331 and L341 or 2.5 m (8.1 ft.) on the L341 – MegaWide pickups use a low-profile pickup drum with a large-diameter roller baffle to efficiently pick crop up from the paddock. The performance of the roller baffle compressing the crop against the pickup tynes means more crop in the bale, with fewer leaves and less crop left in the paddock.

Both pickup widths use heavy, C-channel construction for the tooth bar assembly. The pickup tooth bars are divided into two half-sections that mount to a centre spider for increased strength and even crop feeding.



### 1 Keep on rolling

Semi-pneumatic gauge wheels provide smooth ground gauging over uneven terrain and protection to the pickup.

- Standard on L331 and L341 models equipped with the 2.2 m wide pickup
- Stiffer rubber sidewalls
- No air pressure to maintain, which means no flat tyres
- Adjustable to meet pickup tooth-to-stubble height requirements

Converging wheels are available on the 2.2 m pickup that can increase the overall feeding width to 2.8 m.

- Rubber-mounted steel tynes offer better durability
- Tynes are sized to prevent dirt buildup

### 2 2.2 m (7.2 ft.) wide pickup available on the L331 and L341 Baler

- Tooth-to-tooth width is 1,930 mm (76 in.)
- Eight staggered tooth bars to help prevent overload
- Standard semi-pneumatic fixed-gauge wheels provide smooth ground gauging over uneven terrain and protection to the pickup

### 3 2.5 m (8.1 ft.) wide pickup available on the L341 Baler

- Tooth-to-tooth width is 2,184 mm (86 in.)
- Eight staggered tooth bars to help prevent overload
- Standard semi-pneumatic pivoting gauge wheels reduce sliding and scuffing of the tyres in the paddock when the baler turns



**4 Mega and MegaTough™ pickup teeth**

Mega and MegaTough pickup teeth are available on both models.

- Mega teeth at the ends of the pickup are heavy-duty for long life and improved crop retrieval
- MegaTough pickup teeth are designed to withstand the harshest baling conditions and provide long service life

The pickup float springs are positioned for excellent flotation.

- Adjustable to meet varying paddock conditions
- Float springs only support the pickup reel
- Rotor assembly is fixed to the baler frame, eliminating additional weight on the pickup system

**5 Precutter options**

For growers who want to cut their hay prior to baling, the Deere-designed and built precutter is a great option.


Precutter knives are individually spring-loaded to protect from damage due to foreign objects. The knife selection can be made with a hydraulic valve on the left-hand side of the baler and engagement is activated from the tractor and monitor system. Both models offer a drop-floor that slides out, making maintenance or repairs easy.

L331 Precutter offers a 13-knife precutter with a 44 mm (1.7 in.) theoretical length of cut.

- 13-knife precutter has a knife selector which allows the operator to select 13, 7, 6 or 0 knives to be engaged at a time

L341 Precutter offers a 21-knife precutter with a 44 mm (1.7 in.) theoretical length of cut.

- 21-knife precutter has a knife selector which allows the operator to select 21, 11, 10 or 0 knives to be engaged at a time



**Preservative Application System**

Preservative application allows harvesting hay at slightly higher moisture levels without worrying about spoilage or heat. Using preservative increases the baling window by allowing you to begin baling earlier in the day and continue baling later into the evening, decreasing dependency on the weather. This application system can preserve hay up to a 30% moisture level without compromising quality.

The One Series Large Square Baler offers an optional, factory-installed John Deere-designed preservative applicator, which is integrated with the new moisture sensor. The high accuracy moisture sensor enables more precise application of preservative. Crop detection sensors ensure that preservative is only being applied when crop is present.

The preservative applicator includes:

- 567 L poly tank
- 12-v diaphragm-type pump
- Integration into John Deere electronics
- Isolated pressure gauge



## Weighing System

### Flake by flake, bale by bale

While many large square balers measure bale weight just prior to drop-off, the all-new John Deere square bale weighing system provides bale weights throughout the entire baling process.

With sensors mounted to the precompression chamber floor, it provides bale weights on a flake-by-flake basis.

## Moisture Sensor

### Superior accuracy

Getting accurate moisture readings is critical and isn't something that should be left to estimates or guesswork.

From dry straw to wet silage, the all-new John Deere moisture sensor provides bale moisture levels throughout the entire baling process. Strategically mounted farther forward in the bale chamber, it provides timely information for real-time decisions.

Designed by John Deere specifically for the application, the moisture sensor uses an integrated display for less clutter in the cab and can be used in conjunction with our preservative system to adjust application rates.

The John Deere moisture sensor provides more accurate readings across the full range of moisture levels than any other moisture sensor available on the market.

## BalerAssist™

### Gets you and your hay out of a jam

Say goodbye to crawling under the baler, removing plugs and cutting through crop by hand. With the optional BalerAssist™ drivetrain system, you can now back the plug out anywhere from between the pickup and the rotor remotely.

You can hydraulically move the drivetrain forward or in reverse using two speeds in either direction, which makes troubleshooting easier, saves time and reduces maintenance hassles. To ensure safety, BalerAssist™ can only be engaged from the display.

From the display, speed adjustments can be made to the following categories:

- Slow Forward/Fast Forward
- Slow Reverse/Fast Reverse

The Bluetooth® remote has the following functions, with icons that match the display:

- Enable
- Slow Forward/Fast Forward
- Slow Reverse/Fast Reverse



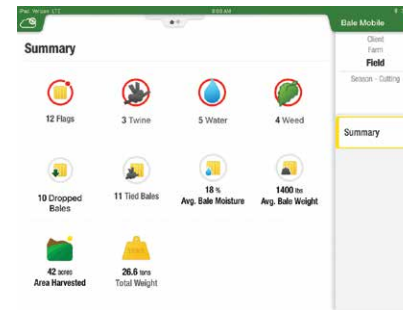
## Bale Mobile App

### Make better decisions

From baling to loading to planning, the optional John Deere Bale Mobile app gives you the ability to get more information, improve efficiency and make better decisions.

The One Series Large Square Baler measures moisture levels and weight for each flake and bale. From there, the Bale Mobile app takes that near real-time information to a whole new level.

During and after baling, Bale Mobile allows you to track paddock performance, monitor bale quality and aid in retrieving bales.



Bale Mobile also lets you tag bales, so you can identify them when sorting. After baling a paddock, a summary will show tons of crop, number of bales and average moisture, even if you're using more than one baler.



From the office, you can see real-time bale weight and moisture for all your balers in the paddock. A summary shows yield information by paddock to help you decide on irrigation, fertiliser, or replanting before next season.



When you're loading trucks or moving bales, Bale Mobile uses that same data to help you plan efficiently. You can sort by moisture, weight and whether preservative has been applied. Keep wet or weedy bales out of the stack and load trucks for optimal weight.



## Double-Tie Knotter System

Reliable knotting, even in the most difficult baling conditions

John Deere-designed knotters are built for performance, reliability and reduced maintenance requirements. Both the L331 and L341 Balers come standard with double-tie knotters.

The auto-lube system is integrated into the knotter frames, and two internal grease ports reduce the time spent on pre-baling maintenance.

An integrated grease block reduces the amount of grease lines required to grease the knotter system and the number of grease line connection points. Fewer feet of grease lines and fewer connection points mean less maintenance and more time baling.



## Easy to service, easy to maintain

The split knotter frame is directly mounted to the intermittent gear, so the frame can be dismantled without servicing the knotter stack. If service to the knotter stack is required, the knotters are positioned using an adjustment screw instead of shims, which lets you make adjustments at any point of assembly.

The billhook cam and wiper arm plate are removable and individually serviceable so you can replace them without needing to replace large castings or assemblies. Adjusting the wiper arm is easily accomplished with two bolts, resulting in a more precise and repeatable setting and more consistent knot wipe-offs.

## Knotter Trip System

The John Deere-designed double-tie knotting system is gear and driveline-driven to ensure the needle-to-plunger timing is maintained throughout the life of the baler.

The needle lift crank and clutch rocker arm are made of hardened cast iron to improve strength and durability of the knotter clutch. The gearbox drives the system around 360 degrees to complete a tie.

Choose from either a mechanical or electrical trip system. The electrical trip system features:

- Bale length adjustment from the cab
- Tying off the last bale from the cab
- Reduced maintenance requirements





MODEL	L331	L341
<b>BALE DIMENSIONS</b>		
Bale	800 x 900 mm (3 x 3 ft.)	900 x 1,200 mm (3 x 4 ft.)
Width	900 mm (32 in.)	1,200 mm (46.5 in.)
Height	800 mm (32 in.)	900 mm (35 in.)
Length	600 up to 3,000 mm (24 up to 118 in.)	600 up to 3,000 mm (24 up to 118 in.)
<b>PICKUP</b>		
Intake width	2,200 mm (86 in.)	Standard: 2,200 mm (86 in.) Optional: 2,500 mm (97 in.)
Pickup diameter	278 mm (10.9 in.)	278 mm (10.9 in.)
Number of tyne bars	4	4
Tyne spacing	66 mm (2.6 in.)	66 mm (2.6 in.)
<b>BALER CHAMBER</b>		
Number of plunger strokes	45 strokes/min	45 strokes/min
Plunger stroke	696 mm (27 in.)	696 mm (27 in.)
Density control	3 hydraulic cylinders	4 hydraulic cylinders
Bale chamber length	3,048 mm (120 in.)	3,048 mm (120 in.)
Control	ISOBUS - GreenStar™ GS2 1800, GS3 2630 or 4240 Universal Display	
<b>KNOTTING SYSTEM</b>		
Number of knotters	4	6
Twine capacity (rolls)	30	30
<b>INTAKE SYSTEM</b>		
High-capacity rotor		Yes
Knives	13, 7, 6 or 0	21, 11, 10 or 0
Cutting length	44 mm (1.7 in.) or 88 mm (3.5 in.)	44 mm (1.7 in.) or 88 mm (3.5 in.)
Slide out floor		Yes
<b>WHEELS &amp; AXLES</b>		
Single axle	600/50/22.5 or 710/40R/22.5	600/50/22.5 or 710/40R/22.5
Tandem axle steered	500/55/20 or 550/45/22.5	500/55/20 or 550/45/22.5
<b>MACHINE DIMENSIONS</b>		
Length	8 m (26.2 ft)	8 m (26.25 ft.)
Width	2.98 m (9.77 ft)	3 m (9.8 ft.)
Height	3.53 m (11.6 ft)	3.53 m (11.6 ft)
Weight	8,500 - 8,825 kg (18,745 - 19,460 lb)	9,220 - 9,737 kg (20,328 - 21,648 lb)
Minimum tractor PTO requirement	87 kW (115 hp) - w/ Precutter	109 kW (145 hp) - w/ Precutter



# Small Square Baler 348

Who says a small square haymaker can't be a commercial operator?

With a John Deere square baler, you can produce as many small square bales in a season as the job calls for: whether that's enough to feed a couple of horses, or enough to support your farm and a few neighbours, as well.

This affordable model offers the paddock-proven crop control system you need to make solid, square-sided bales that are easy to stack and transport every time.

**Field to Feed Solution:** Proper storage of square bales is just as important as round bales. In the end, it's all about having superior hay. The first step is to make sure your storage area has good air circulation. Stack bales together loosely and on their sides to promote greater airflow and moisture release. When stacking bales on the ground, put the bottom row on wooden pallets or a layer of dry straw to reduce losses.









## Small is a relative term

Sure, it's called a small square baler. But it's all about big performance. One firm bale to the next, a John Deere square baler creates consistent square bales that pack in crop to minimise leaf loss and secure bales for the long haul.

Offset design lets you monitor crop flow more easily, while allowing you to use the full width of the pickup without disturbing the windrow. Nothing fancy, but then we didn't build it to walk the red carpet. Our square baler is made for serious haymakers with serious jobs, so you can get crop up, sealed, and delivered to the shed – all before supper.

- 1** Continuous-flow floating auger moves hay away from the pickup to the pre-compression chamber. Free-floating motion automatically adjusts to hay volume, maintaining control of incoming crop.
- 2** Bale tensioner is manually adjusted using the hand crank to apply the right amount of tension to the bale. Even easier is the available hydraulic bale tensioner. One knob lets you manage bale density to meet crop variations and desired bale weight.
- 3** Never-miss knotters catch every time to give you a reliable, secure twine wrap. They're highly dependable for an accurate, fast acting catch ... even in the toughest crops.
- 4** Full-width feeding pickup goes flare to flare with tight-fitting teeth and narrow strippers to gather hay in wide, heavy windrows.





## SMALL SQUARE BALER | FEATURES & SPECIFICATIONS



<b>MODEL</b>	348
<b>BALE SIZE</b>	
Cross section	356 x 457 mm (14 x 18 in.)
Length	305 to 1,270 mm (12 to 50 in.)
<b>PICKUP</b>	
Width inside	1,626 mm (64 in.)
Width of flares	1,880 mm (74 in.)
Number of teeth	156 on 6 bars
Height adjustment	Crank (hydraulic, optional)
Height adjustment range	127 mm (5 in.)
Cylinder diameter	305 mm (12 in.)
<b>AUGER</b>	
Diameter	406 mm (16 in.)
Length	1,549 mm (61 in.)
<b>FEEDING OPENING</b>	
Stroke	0.19 m <sup>2</sup> (2 sq. ft.)
Normal speed (under load)	762 mm (30 in.)
Bottom rollers	93 stokes/min.
Top rollers	Sealed ball-bearing rollers
	Wear pads (top)
<b>FLYWHEEL</b>	
Diameter	686 mm (27 in.)
Weight	103 kg (227 lb.)
<b>COMPRESSION CHAMBER</b>	
Length	1,168 mm (46 in.)
<b>TYRES</b>	
Right	26x12.00-12, 4PR
Left	11Lx14, 6PR
<b>DIMENSIONS</b>	
Height (maximum)	1,702 mm (67 in.)
Width	2,743 mm (108 in.)
Length (with bale chute and 3-joint PTO)	5,766 (227 in.)
Length (without tongue and bale chute)	3,404 (134 in.)
<b>DRIVELINE</b>	Cat. 4 (Cat. 5, optional)
<b>PTO SPEED</b>	540 RPM
<b>MINIMUM TRACTOR PTO REQUIREMENT</b>	26 kW (35 hp)
Gears	Steel-cut, enclosed
Capacity (SAE 90 SCL0)	3.8 L
<b>WEIGHT</b>	
Twine (min.)	1,411 kg (3,110 lb.)
Twine (max.)	1,506 kg (3,320 lb.)
Wire (min.)	1,470 kg (3,240 lb.)
Wire (max.)	1,545 kg (3,407 lb.)



# Attachments & Accessories

Baling doesn't just end with a baler. Your John Deere dealer has an assortment of attachments and accessories to compliment your hay operation. From compression racks, to moisture testers, to applicators – each one is designed to help you add more productivity to your day.

**Field to Feed Solution:** Fertilise your hay paddock. Supplying the right nutrients will help your hay grow better. While some essential nutrients come from the soil, additional fertiliser will amplify crop quality, increasing its yield potential and, eventually, heightening animal performance.



## Cornstalk Compression Rack

Feed tough, abrasive cornstalk windrows into your round baler with ease. This no-nonsense rack features a solid steel shaft and sturdy compression rods that help compact stalks and leaf matter against the pickup.



## Corncob Filler Plates

Keep the flow of threshed corn cobs moving smoothly into your round baler and avoid any time-wasting snags.



## Variable Core Kit

Rather have soft-core bales? Then you want the variable core kit. Available for use with the O Series Round Balers, it reduces core density to your preference. And soft-core diameter is adjustable to within 102 mm (4 in.) of the bale's outer diameter.



## B-Wrap

Store hay bales outside year-round without sacrificing quality. Revolutionary B-Wrap keeps moisture out and allows vapor to escape, keeping nutrients high and reducing spoilage.





#### 42 Bale Ejector

Throw a little ease into your “work” day. The 42 Bale Ejector takes the work out of loading bales. The throwing pan tosses bales onto the hayrack easily, yet is gentle on the bale. Adjustable distance control, precharged hydraulic system, and shields give you all the flexibility and dependability you need.



#### Windrow Moisture Tester

Why guess when you can know for sure? Test the moisture content in your windrow before baling with the handheld windrow moisture tester. Measure from 13 to 70% moisture. Get a quick, precise reading in less than 60 seconds.

#### Advanced Hay, Straw and Silage Tester

This digital moisture tester has a 508 mm (20 in.) stainless steel probe for accuracy, versatility and durability. Measure push force to determine high/low bale density, then adjust the moisture result for more precise accuracy. Testing range from 8 to 80% (varies depending on product tester) and a temperature range of 0 to 85°C.



#### Baler-Mounted Hay Moisture Tester

Get on-the-go moisture readings while you bale. Reduce the chance of baling moldy hay or storing potentially combustible forage. Large LCD display helps with day or night operation. And it's easily installed on your round or small square baler.



#### Portable Hay Moisture Tester

Choose from either the extra-rugged 254 mm (10 in.) probe for testing small square bales or the 508 mm (20 in.) probe for testing round or square bales. This tester comes with a clip-on factory calibrator for easy re-calibration in the paddock. Features include an expanded low moisture range down to 8%, backlit display for night use, an above and below moisture limit indication, and a testing range from 8 to 44% moisture and 0 to 107°C temperature.





This literature has been compiled for worldwide circulation. While general information, pictures and descriptions are provided, some illustrations and text may include finance, credit, insurance, product options and accessories NOT AVAILABLE in all countries or regions. In some countries, products and accessories may require modifications or additions to ensure compliance with the local regulations of those countries. PLEASE CONTACT YOUR LOCAL DEALER FOR DETAILS. John Deere reserves the right to change specification and design of all products described in this literature without notice. John Deere's green and yellow colour scheme, the leaping deer symbol, and JOHN DEERE are trademarks of Deere & Company. All photography and illustrations contained herein are copyrighted assets of Deere & Company.

DSAA71852AU (11-19)

[JohnDeere.com.au](http://JohnDeere.com.au)  
[JohnDeere.co.nz](http://JohnDeere.co.nz)