

Operations Center Update – January 2023



Operations Center provides simple but powerful management tools that enable access to data anytime, anywhere through the web, tablet, or phone.

Summary:

- New look to Team
- Work Planner – Plan with AutoPath™
- Harvest Profit Profit Maps (US & Canada only)
- Equipment Mobile app to replace EquipmentPlus, with new features

Detailed release notes:

New look matching other tools in Operations Center

Team in Operations Center (and JDLink) has been completely redesigned. There are no changes to general functionality. However, you now have an easy-to-read table view, with separate tabs for operators, staff, dealers, partners, and connections.

Select a team member in the table view and the details panel on the right will appear giving you additional information.

As a reminder, be sure to review that each team member has the appropriate access levels to support your operation.

To see the redesigned Team tool, go directly to <https://TeamManager.Deere.com>

The screenshot shows the 'Team' management interface for 'Shafer Farms' (9505 Northpark Drive, Urbandale IA 50322). The interface includes a search bar, filter tabs (Equipment, Organization, Locations, Work, Financial, Filters), and a table of team members. A details panel for the selected member 'BIBEK' is visible on the right, showing fields for Username, Email, Phone, and Address, along with an 'X Remove' button.

Name	Equipment	Organization	Locations	Work	Financial
BIBEK	2	1	3	2	2
DAWN I	3	2	3	2	0
DOUGLAS	3	2	3	2	0
jdlink	3	2	3	2	2
JUHI	3	2	3	2	0
KELLY	3	2	3	2	2
LINGYUN	3	2	3	2	0
NICHOLAS	3	2	3	2	2
NITIN	3	2	3	2	0

Helpful information

For additional help, please review the following:

- YouTube video about Setting Up Your Team: <https://www.youtube.com/watch?v=IFr2eJpH7K4>
- Help Documentation: <https://onlinesupport.deere.com/setup-9db8ee31/teams-d9e8e1c3/what-is-team-manager-and-how-can-i-use-it-e29715f4>

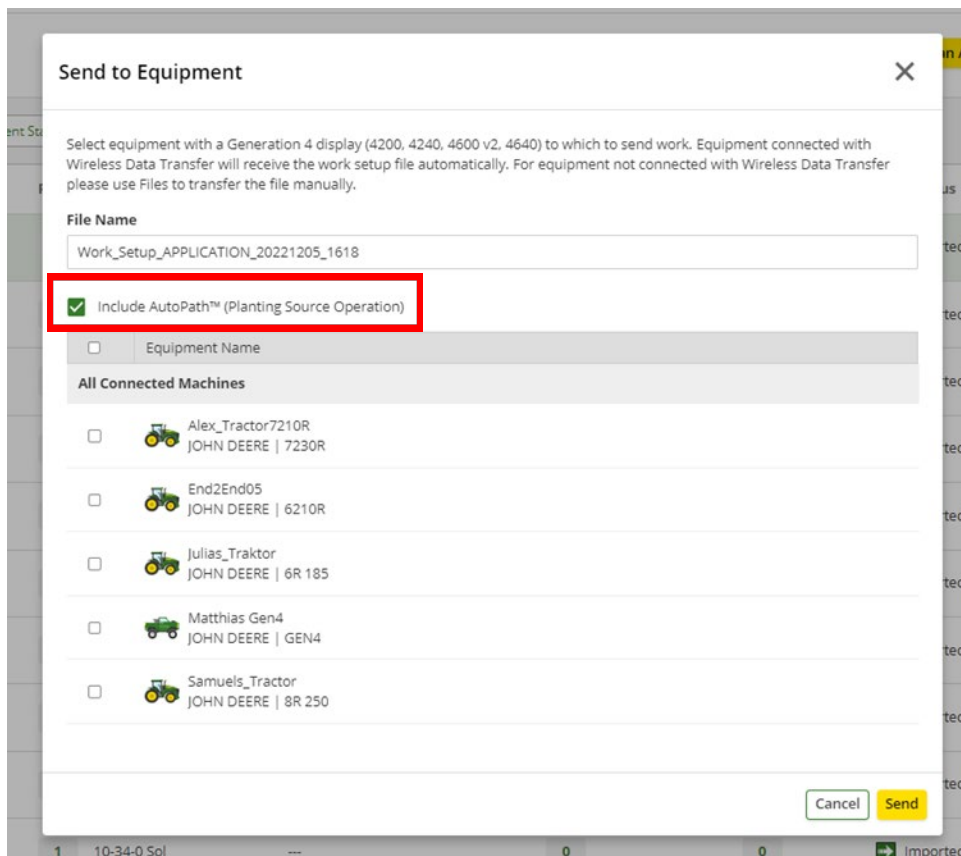
Plan with AutoPath™ – Work Planner

We bring it together. Work Planner integrates AutoPath™.

AutoPath™ is John Deere's next generation solution for in-field guidance and a key step towards autonomy. Data from the first field pass, either strip-till or planting, can be used to automatically create full-field guidance lines for secondary passes such as planting, spraying, and harvest.

Work Planner now integrates AutoPath™.

When there is an AutoPath™ guidance plan available in Operations Center, Work Planner automatically chooses the guidance plan, attaches it to the work plan, and sends it to your John Deere Gen 4 display. The operator simply accepts the work plan when entering the field and selects the AutoPath™ guidance plan to start work.



Get the best from Work Planner and your Equipment

Use the following link to download the latest software from Stellar Support™ and unlock the full potential of Work Planner on your Generation 4 display.

(<https://www.deere.com/en/stellarsupport/stellar-global-homepage/index-global-country-selector.html>)

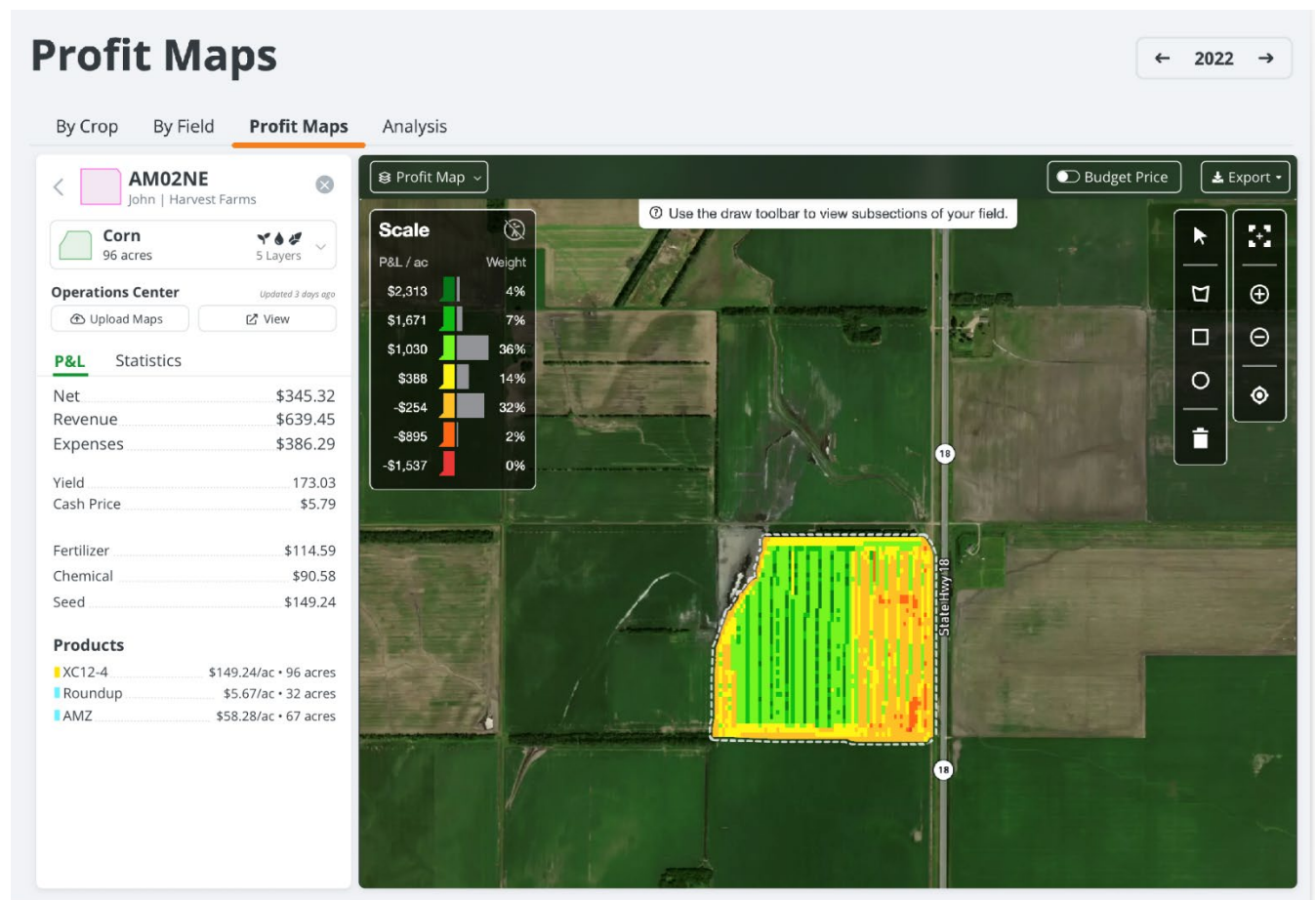
How to use Work Planner

Use this link in YouTube for a video on how to use Work Planner on the web as well as the mobile app:
<https://www.youtube.com/watch?v=rVOaQvEb8VI>

If you are having issues with the link, go to YouTube and search for “Operations Center Work Planner”.

Harvest Profit Profit Maps (US & Canada only)

Understand profitability at a sub-field level



Overview

Growers know the areas of their farm that have higher and lower productivity. But historically, they judged these areas

based solely on yield performance.

With profit maps, growers can now turn their data into dollars and view the relative profitability of their farm on an acre-by-acre level.

Benefits

Harvest Profit combines precision ag data from Operations Center (yields and as-applied data) with financial data from Harvest Profit (input and crop prices) to generate profit maps.

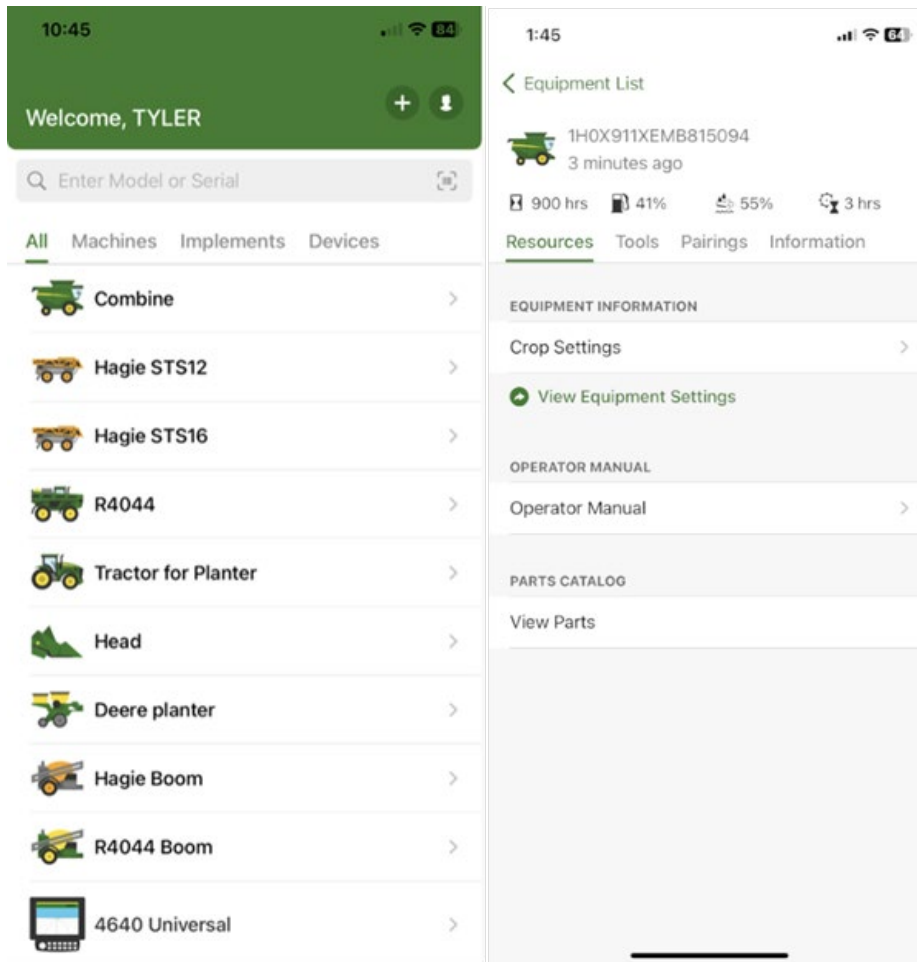
Growers can then investigate fields with abnormally high and low profit variability with an eye towards fixing areas of their farm that are an ongoing drag on profitability. They can also start to evaluate the economic performance of field trials and other agronomic tests.

Resources

To learn more about Harvest Profit go to <https://www.harvestprofit.com/> or how to connect your Operations Center organization to Harvest Profit go to <https://connections.deere.com/connections/d41fd74b-1bd3-4fec-b502-8caa4e2c51d3/connection-details>

Equipment Mobile app to replace EquipmentPlus, with new features

Equipment Mobile is a new John Deere mobile app that connects the operator to their equipment, at the palm of their hand. This new app will consolidate the three existing Plus apps into one (Equipment, Mower, and Tractor). The January release of Equipment Mobile will include existing EquipmentPlus app features and equipment, in addition, many new features. TractorPlus and MowerPlus integration will follow at a later date.



Details

Key content included for tractors, air seeders, balers, cotton harvesters, forage harvesters, planters, sprayers, sugar cane harvesters, and tillage equipment:

(NOTE: Content varies across equipment types, models, and model years.)

- Easily add equipment by organization (new)
- See organization's equipment in one location
- Access to quick setup of equipment
- Link to parts catalog (new)
- Access Operator's Manual (model year 2011 – current) (new)
- Connected equipment capabilities such as fuel level and hours (new)
- Work optimization guides and tools
- Maintenance
- Safety instructions

Previous Release Notes

- [September 2022](#)

- [July 2022](#)
- [May 2022](#)
- [March 2022](#)
- [January 2022](#)
- [November 2021](#)
- [July 2021](#)

Download the Operations Center mobile for iOS® systems from the Apple® App Store® or for Android™ systems from the Google Play™ Store.

iOS is a trademark of Cisco Technology, Inc. used under license by Apple Inc. Apple and App Store are trademarks of Apple Inc. Android and Google Play are trademarks of Google LLC.

