











# REPLACEMENT PARTS GUIDE










624K (PIN: 1DW624K\_\_D658065—)

624K (PIN: 1DW624K\_\_C658065—)



	<b>CAB RECIRCULATING FILTER</b> <a href="#">AT307501</a> Interval (hrs) - As Required.
	<b>CAB FRESH AIR FILTER</b> <a href="#">AT191102</a> Interval (hrs) - As Required.
	<b>HYDRAULIC SYSTEM RETURN FILTER</b> <a href="#">AT335977</a> Interval (hrs) - 4000.
	<b>ENGINE ROCKER ARM COVER GASKET</b> <a href="#">R524497</a> Interval (hrs) :2000.
	<b>CRANKSHAFT DAMPER</b> <a href="#">RE508578</a> Interval (hrs) :4000.
	<b>AXLE OIL FILTERS</b> <a href="#">AH128449</a> Interval (hrs) - 1000.
	<b>OUTER PIN SEALS (NEVERGREASE™ LINKAGE) : BOOM TO BUCKET JOINT</b> <a href="#">AT341090</a> Interval (hrs) - As Required.
	<b>OUTER PIN SEALS (NEVERGREASE™ LINKAGE) : BUCKET TO BUCKET LINK JOINT, BUCKET LINK TO BELLCRANK JOINT</b> <a href="#">AT228893</a> Interval (hrs) - As Required.
	<b>TRANSMISSION OIL FILTER</b> <a href="#">AT468647</a> Interval (hrs) - 2000.
	<b>OUTER PIN SEALS (NEVERGREASE™ LINKAGE) : STEERING CYLINDER JOINT</b> <a href="#">RE541922</a> Interval (hrs) - 500.



	<b>HYDRAULIC RESERVOIR BREATHER FILTER</b> <a href="#">AT365870</a> Interval (hrs) - 500.
	<b>DUST UNLOADER VALVE : ENGINE 6068HDW79, 6068HDW83</b> <a href="#">M89675</a> Interval (hrs) - 4000.
	<b>PRIMARY AIR FILTER ELEMENT : ENGINE 6068HDW79, 6068HDW83</b> <a href="#">AT300487</a> Interval (hrs) - 1000.
	<b>SECONDARY AIR FILTER ELEMENT : ENGINE 6068HDW79, 6068HDW83</b> <a href="#">AT314583</a> Interval (hrs) - 1000.
	<b>AUXILIARY FUEL FILTER—IF EQUIPPED</b> <a href="#">AT365870</a> Interval (hrs) - 500.
	<b>IN-LINE FUEL STRAINER</b> <a href="#">AT223493</a> Interval (hrs) - 500.
	<b>FINAL FUEL FILTER</b> <a href="#">RE522878</a> Interval (hrs) - 500.
	<b>ENGINE OIL FILTER</b> <a href="#">RE504836</a> Interval (hrs) - 500.
	<b>PRIMARY FUEL FILTER</b> <a href="#">RE541922</a> Interval (hrs) - 500.

# OIL & CAPACITIES INFORMATION

624K (PIN: 1DW624K\_\_D658065—)

624K (PIN: 1DW624K\_\_C658065—)

Part Description	Qty or capacity	Change Interval In Hours
John Deere Plus-50™ II Engine Oil	19.0 L (5.0 gal)	500
John Deere Hydrau™ Hydraulic Oil	110.0 L (29.1 gal.)	4000
John Deere Hy-Gard™ Oil : Front Axle	22.0 L (5.8 gal.)	2000
John Deere Hy-Gard™ Oil : Rear Axle	17.0 L (4.5 gal.)	2000
John Deere Hy-Gard™ Oil : Park Brake	22.0 L (5.8 gal.)	1000
John Deere Hy-Gard™ Oil : Transmission	27.4 L (7.2 gal.)	2000
Coolant Extender		As Required

# OIL & CAPACITIES INFORMATION

624K (PIN: 1DW624K\_\_ \_D658065—)

624K (PIN: 1DW624K\_\_ \_C658065—)

Part Description	Part Number	Qty or capacity	Change Interval In Hours
<b>Fluid Analysis Test Kits<sup>4</sup></b>			
Diesel Engine Oil	<a href="#">AT346594</a>	1	250 Hours
Transmission Oil	<a href="#">AT346594</a>	1	500 Hours
Axle Oil	<a href="#">AT346594</a>	2	500 Hours
Hydraulic Oil	<a href="#">AT346594</a>	1	500 Hours
Diesel Fuel	<a href="#">AT180344</a>	1	500 Hours
Engine Coolant	<a href="#">TY27787</a>	1	500 Hours
Coolant Test Strips	<a href="#">TY26605</a>	1	1000 Hours
<p><sup>2</sup>Reduce service intervals to 1500 hours in severe applications, which run the torque converter at high loads for more than approximately 25% of the time. (Examples include basement digging, land clearing, etc.)</p> <p><sup>3</sup>See operator's manual for recommended oil type and oil viscosities based on operating temperatures.</p> <p><sup>4</sup> Based on fluid analysis results, intervals may need to be adjusted for your operating conditions. Consult your local John Deere Dealer.</p>			

Plus-50 is a trademark of Deere & Company  
 Hydrau is a trademark of Deere & Company  
 Hy-Gard is a trademark of Deere & Company  
 Cool-Gard is a trademark of Deere & Company



CLICK PART NUMBER TO BUY

\*See operator's manual for additional details.

## Service Intervals

As Required	
• Inspect tires and check pressure	• Add coolant extender as indicated by coolant test strips
• Check wheel bolt torque	• Drain water from auxiliary fuel filter and water separator (if equipped)
• Inspect engine air cleaner elements	• Drain water from primary fuel filter with water separator
• Clean cooler cores	• Drain water from final fuel filter
• Inspect serpentine belt	• Check and clean or replace cab fresh air filter
• Check window washer fluid level	• Check and clean or replace cab recirculating air filter
• Check rear camera and radar object detection (ROD) system—if equipped	
Every 10 Hours or Daily	
• Clean air cleaner dust unloader valve	• Check hydraulic system oil level
• Check coolant level at surge tank	• Check transmission oil level
• Check engine oil level	• Inspect outer pin seals
Initial Service - 100 Hours <sup>1</sup>	
• Replace axle oil filters	
Every 100 Hours	
• Lubricate loader linkage and cylinder pivots (unless NeverGrease™ equipped)	
Every 250 Hours	
• Take engine oil sample	
Every 500 Hours	
• Take engine coolant sample	• Replace auxiliary fuel filter—if equipped
• Take diesel fuel sample	• Replace in-line fuel strainer
• Check front and rear axle oil level	• Drain and refill engine oil and replace filter
• Check battery water level and terminals	• Replace primary fuel filter
• Check air intake hoses and charge air cooler tube couplings	• Replace final fuel filter
• Lubricate driveline upper and lower sliding joints and lower U-joints	• Replace hydraulic reservoir breather filter
• Take axle oil sample	• Check park brake oil level
• Take transmission oil sample	• Lubricate front and rear shaft seals on park brake
• Take hydraulic oil sample	• Lubricate front and rear axle shaft seals
• Check ride accumulator—if equipped	
Every 1000 Hours	
• Replace engine air cleaner dust unloader valve	• Replace axle oil filters
• Replace engine air cleaner elements	• Lubricate frame hinge pivots
• Check coolant	• Drain and refill park brake oil
• Remove and clean engine crankcase vent tube	
Every 2000 Hours	
• Drain and refill front and rear axle oil	• Rerun transmission clutch calibration
• Drain and refill transmission oil and replace filter <sup>2</sup>	• Check and adjust engine valve lash
• Clean front and rear axle oil recirculation screens—if equipped	• Replace outer pin seals
Every 4000 Hours	
• Clean hydraulic pump case drain in-line screen	• Drain, flush, and refill hydraulic system oil
• Replace crankshaft damper	• Clean hydraulic system fill strainer
• Replace hydraulic system return filter	
Every 5000 Hours	
• Check driveline damper for cracks	
Every 6000 Hours	
• Drain and refill cooling system	



**JOHN DEERE**  
Genuine Parts and Service