

# REPLACEMENT PARTS GUIDE

## 744K 4WD Loader (PIN: 1DW744K\_\_E630720—)



### AIR FILTER ELEMENT SECONDARY [AT175224](#)

Interval (hrs) - 1000.



### HYDRAULIC RESERVOIR BREATHER FILTER [AM39653](#)

Interval (hrs) - 500.



### ENGINE ROCKER ARM COVER GASKET [R526607](#)

Interval (hrs) - 2000.



### FINAL FUEL FILTER [RE533910](#)

Interval (hrs) - 500.



### AIR FILTER ELEMENT PRIMARY [AT223226](#)

Interval (hrs) - 1000.



### AIR CLEANER DUST UNLOADER VALVE [T158495](#)

Interval (hrs) - 1000.



### IN-LINE FUEL STRAINER [AT223493](#)

Interval (hrs) - 500.



### FUEL TANK BREATHER FILTER [H216169](#)

Interval (hrs) - 1000.




### PRIMARY FUEL FILTER ELEMENT [RE539465](#)

Interval (hrs) - 500.



### OIL FILTER [RE521420](#)

Interval (hrs) - 500.



### TRANSMISSION OIL FILTERS [AT336140](#)

Interval (hrs) - 2000.



### FAST FILL FUEL BREATHER FILTER (IF EQUIPPED) - [T225008](#)

Interval (hrs) - 500.



### DIESEL PARTICULATE FILTER (COMPONENT OF EXHAUST F ILTER) [RE541834](#)

Interval (hrs) - As Required.



### AXLE OIL FILTER [AT333901](#)

Interval (hrs) - 1000.



### OUTER PIN SEALS NEVERGREASE™ LINKAGE BOOM TO BUCKET JOINT ALL OTHER LINKAGE CONFIGURATIONS BOOM TO ATTACHMENT JOINT [AT341092](#)



### BUCKET TO BUCKET JOINT BUCKET LINK TO BELLCRANK JOINT (S.N. - 642080) - [AT330664](#)



### (S.N. 642081 - ) - [AT410593](#) BELLCRANK TO BOOM JOINT (S.N. 642081 - ) - [AT410592](#)



### STEERING CYLINDER JOINT (S.N. 632198 - ) - [T276674](#)

Interval (hrs) - As Required.



### FRESH AIR FILTER ELEMENT [AT191102](#)



### RECIRCULATION AIR FILTER ELEMENT [AT307501](#)

Interval (hrs) - As Required.



### HYDRAULIC SYSTEM RETURN FILTERS [AT335977](#)






Interval (hrs) - 4000.



**JOHN DEERE**  
Genuine Parts and Service

# REPLACEMENT PARTS GUIDE

## 744K 4WD Loader (PIN: 1DW744K\_\_ \_E630720— )

Part Description	Part Number	Qty or capacity	Change Interval In Hours
John Deere Plus-50™ II Engine Oil <sup>5</sup> 	<a href="#">TY26674</a>	34.0 L (9.0 gal)	500
John Deere Hydrau™ Hydraulic Oil <sup>5</sup> 	<a href="#">TY27367</a>	159.0 L (42.0 gal.)	4000
COOL-GARD™ II Pre-Mix 	<a href="#">TY26575</a>	(S.N. - 636189) - 48.3 L (12.8 gal) (S.N. 636190 - ) 50.3 L (13.3 gal)	6000
Coolant Extender 	<a href="#">TY26603</a>	As Required	As Required
John Deere Hy-Gard™ Transmission, Park Brake, and Axle Oil <sup>5</sup> 	<a href="#">TY6354</a>	Initial Capacity 92.0 L (24.3 gal) 0.71 L (24.0 oz) 120.7 L (31.9 gal)	1000
Fluid Analysis Kits <sup>6</sup>			
Diesel Engine Oil	<a href="#">AT346594</a>	1	250
Transmission Oil	<a href="#">AT346594</a>	1	500
Axle Oil	<a href="#">AT346594</a>	2	500
Hydraulic Oil	<a href="#">AT346594</a>	1	500
Diesel Fuel	<a href="#">AT180344</a>	1	500
Engine Coolant	<a href="#">TY26873</a>	1	500
COOL-GARD™ II Test Strips	<a href="#">TY26605</a>	1	As Required
<sup>5</sup> See operator's manual for recommended oil type and oil viscosities based on operating temperatures <sup>6</sup> Based on fluid analysis results, intervals may need to be adjusted for operating conditions. See an authorized John Deere dealer.			

## Service Intervals

744K 4WD Loader (PIN: 1DW744K\_\_ \_E630720— )

As Required	
• Inspect tires and check pressure	• Check rear camera and radar object detection system (if equipped)
• Check wheel bolt/nut torque	• Replace fast fill fuel breather filter (if equipped) <sup>1</sup>
• Inspect engine air cleaner elements	• Check windshield washer fluid level
• Inspect air conditioner compressor and alternator belt	• Drain water from primary fuel filter
• Clean cooler cores	• Check and clean or replace cab fresh air filter
• Add coolant extender as indicated by COOL-GARD™ II test strips	• Check and clean or replace cab recirculating air filter
• Service exhaust filter	
Every 10 Hours or Daily	
• Clean air cleaner dust unloader valve	• Check hydraulic system oil level
• Check coolant level in surge tank	• Check transmission oil level
• Check engine oil level	• Inspect outer pin seals
Every 100 Hours	
• Lubricate loader linkage and cylinder pivots (unless NeverGrease™ equipped)	
Initial Service—250 Hours <sup>2</sup>	
• Drain and refill front and rear axle oil	• Replace axle oil filters
Every 250 Hours	
• Take engine oil sample	
Every 500 Hours	
• Check battery water level and terminals	• Lubricate front and rear shaft seals on park brake
• Check front and rear axle oil level	• Check park brake oil level
• Check air intake hoses and charge air cooler tube couplings	• Lubricate driveline upper and lower sliding joints and lower U-joints
• Drain and refill engine oil and replace filter	• Check ride control accumulator
• Replace fast fill fuel breather filter (if equipped) <sup>1</sup>	• Take transmission oil sample
• Replace in-line fuel strainer	• Take hydraulic oil sample
• Replace primary fuel filter	• Take axle oil sample
• Replace final fuel filter	• Take diesel fuel sample
• Replace hydraulic reservoir breather filter	• Take engine coolant sample
Every 1000 Hours	
• Replace engine air cleaner elements	• Replace axle oil filters
• Replace air cleaner dust unloader valve	• Clean hydraulic fan drive case drain in-line screens
• Check coolant	• Lubricate frame hinge pivots
• Replace fuel tank breather filter	• Drain and refill park brake oil
Every 2000 Hours	
• Drain and refill front and rear axle oil <sup>3</sup>	• Rerun transmission clutch calibration
• Check and adjust engine valve lash (clearance)	• Clean front and rear axle oil recirculation screens
• Drain and refill transmission oil and replace filters <sup>4</sup>	• Replace outer pin seals
Every 4000 Hours	
• Clean hydraulic pump case drain in-line screens	• Replace hydraulic system return filters
• Clean hydraulic system fill strainer	• Drain, flush, and refill hydraulic system oil
Every 5000 Hours	
• Check driveline damper for cracks	
Every 6000 Hours	
• Drain and refill cooling system	