


PARTS REFERENCE GUIDE


E110 Lawn Tractor with 42" Deck

ENGINE



SPARK PLUG
[MIU11020](#)

Change Every 50/100/150/200/250 Hrs.




ENGINE OIL FILTER
[AM125424](#)

Change Every 50/100/150/200/250 Hrs.




HEADLIGHT BULB
[AD2062R](#)



FUEL FILTER-IN-LINE
[AM116304](#)

Change Every 50/100/150/200/250 Hrs.



AIR FILTER
[MIU11511](#)

Change Every 50/100/150/200/250 Hrs.



HOME MAINTENANCE KIT
[LG262](#)

MOWER DECK

MOWER BLADE
[UC21583](#)

MOWER BLADE KIT (3 in 1 Starlock)
[AM141031](#)

MOWER BLADE
[AM141034](#)

MOWER BLADE
[AM141033](#)



MOWER DECK LEVELLING GAUGE
[AM130907](#)



FUEL AND AIR



FUEL TANK FILLER CAP
[AUC12860](#)



MUFFLER
[GY22156](#)

ELECTRICAL



ROTARY SWITCH
[GY20074](#)




PLUNGER SWITCH
[GY20094](#)



REVERSE IMPLEMENT PUSH SWITCH
[AUC10697](#)



KEY
[GY20680](#)



BATTERY
[TY25221](#)




CONTROL LEVER THROTTLE CABLE
[AUC14720](#)

MOWER DECK



TRACTION DRIVE BELT
[GX20006](#)



FLAT MOWER BELT
[GX20072](#)